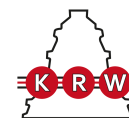


23244EA.M

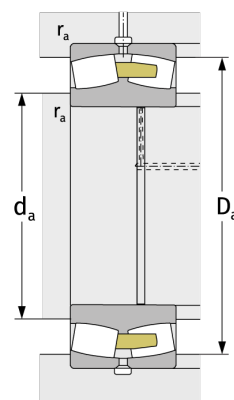
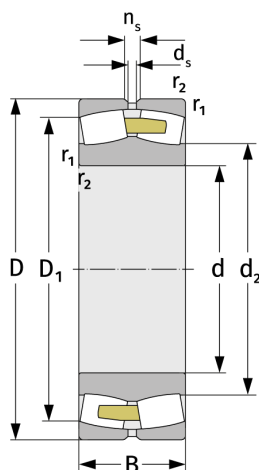
Spherical Roller Bearings (metric)



Details:

Main dimensions

d [mm]	220	D ₁ [mm]	≈ 337.6
D [mm]	400	d _s [mm]	9.5
B [mm]	144	n _s [mm]	17.7
Weight [kg]	≈ 81.9	r _{1,2} [mm]	4
d ₂ [mm]	≈ 274		



Mating dimensions

d _{a, min} [mm]	237
D _{a, max} [mm]	383
r _{a, max} [mm]	3

Calculation data

C [kN]	2080
C ₀ [kN]	3470
C _u [kN]	267
n _{th} [min ⁻¹]	858
n _g [min ⁻¹]	1700
e	0,35
Y ₁	1,91
Y ₂	2,85
Y ₀	1,87