


MS30/560

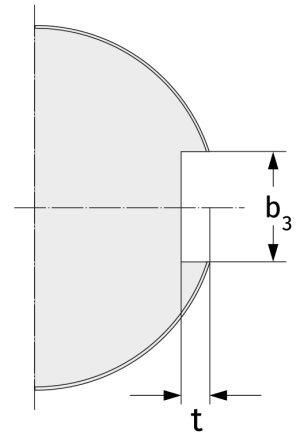
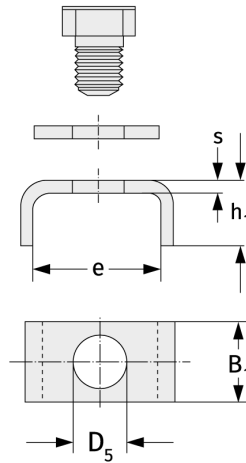
Lockclips



Details:

Main dimensions

Weight [kg]	≈ 0.212	e [mm]	29
b ₁ [mm]	40	d ₅ [mm]	18
h ₁ [mm]	21	b ₃ [mm]	42
s [mm]	7	t [mm]	14



Mating dimensions

Calculation data