


NU39/500E.M3

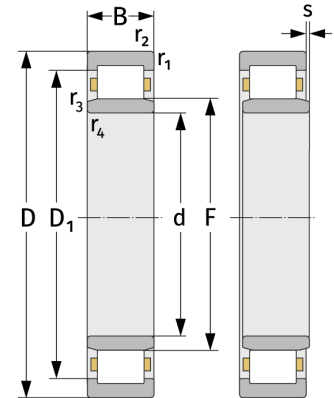
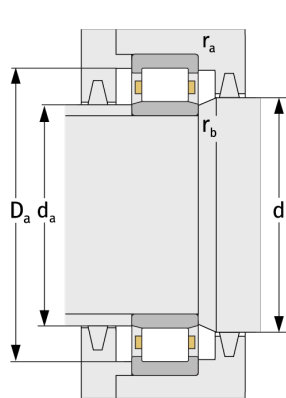
Cylindrical Roller Bearings (single row, with cage)



Details:

Main dimensions

d [mm]	500	D_1 [mm]	≈ 615
D [mm]	670	$r_{1,2}$ [mm]	5
B [mm]	128	$r_{3,4}$ [mm]	5
Weight [kg]	≈ 130	s [mm]	6.7
F [mm]	543		



Mating dimensions

$d_{a, \min}$ [mm]	518
$d_{a, \max}$ [mm]	539
$d_{b, \min}$ [mm]	547
$D_{a, \max}$ [mm]	652
$r_{a, \max}$ [mm]	4
$r_{b, \max}$ [mm]	4

Calculation data

C [kN]	2460
C_0 [kN]	5600
C_u [kN]	457
n_{th} [min^{-1}]	480
n_g [min^{-1}]	1100