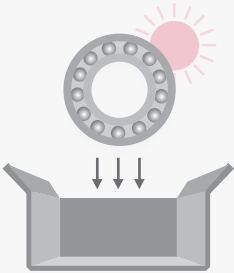
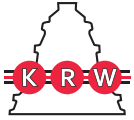
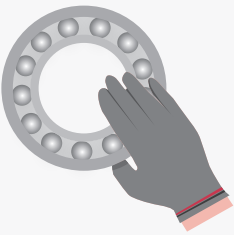
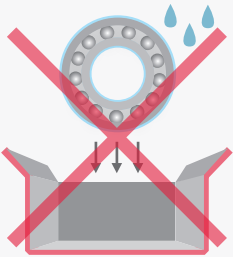


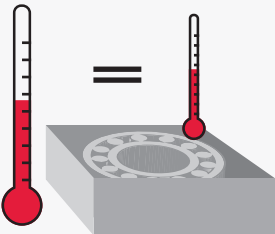
Packing of rolling bearings



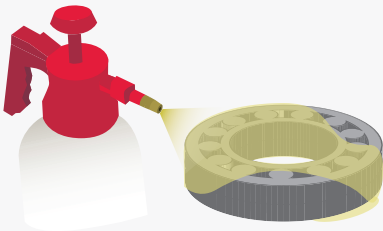
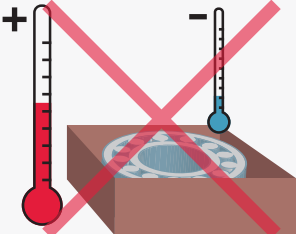
Pack the rolling bearing in a dry and clean condition. Make sure that **all** components are packed.




Avoid direct contact with the metal. Wear gloves **throughout the whole** packaging process.



To avoid condensation, pack the bearing at room temperature and pay attention to the temperature of the individual components.




Preserve the bearing with oil or grease to avoid corrosion.



Avoid direct contact of bearings and components with paper, cardboard or wood. Pack the bearings in a separate plastic bag.



Use a sturdy crate or box to avoid further damage to the bearing. Close the packaging with waterproof adhesive tape or with a solid screw connection (wooden crate).



To stabilize the packaging and protect the bearings, we recommend the use of cardboard or wood parting boards and additional material for upholstery.

