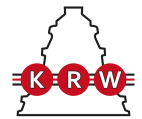


# 160/500M

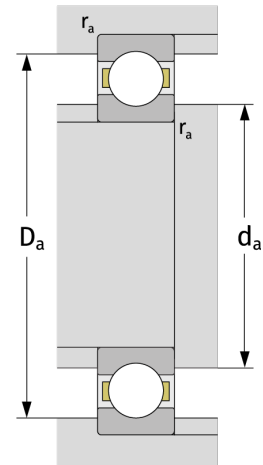
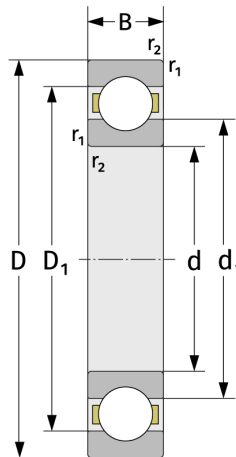
Rillenkugellager (einreihig, metrisch)



## Details:

### Hauptabmessungen

|              |       |                       |         |
|--------------|-------|-----------------------|---------|
| d [mm]       | 500   | d <sub>1</sub> [mm]   | ≈ 578,5 |
| D [mm]       | 720   | D <sub>1</sub> [mm]   | ≈ 642,5 |
| B [mm]       | 71    | r <sub>1,2</sub> [mm] | 5       |
| Gewicht [kg] | ≈ 103 |                       |         |



### Anschlussmaße

|                          |     |
|--------------------------|-----|
| d <sub>a, min</sub> [mm] | 518 |
| D <sub>a, max</sub> [mm] | 702 |
| r <sub>a, max</sub> [mm] | 4   |

### Berechnungsdaten

|                                      |      |
|--------------------------------------|------|
| C [kN]                               | 457  |
| C <sub>0</sub> [kN]                  | 845  |
| C <sub>u</sub> [kN]                  | 16,9 |
| n <sub>th</sub> [min <sup>-1</sup> ] | 981  |
| n <sub>g</sub> [min <sup>-1</sup> ]  | 1400 |
| f <sub>0</sub>                       | 16,4 |