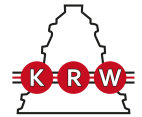


7220B.MP

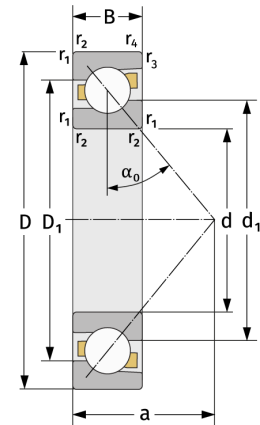
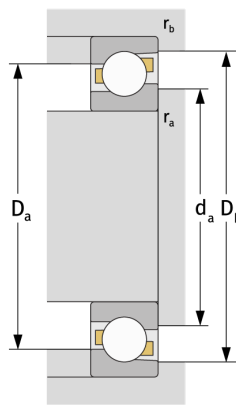
Schräggugellager (einreihig, metrisch)



Details:

Hauptabmessungen

d [mm]	100	D ₁ [mm]	≈ 151,5
D [mm]	180	r _{1,2} [mm]	2,1
B [mm]	34	r _{3,4} [mm]	1,1
Gewicht [kg]	≈ 3,69	α ₀ [°]	40
d ₁ [mm]	≈ 130,9	a [mm]	≈ 76



Anschlussmaße		Berechnungsdaten	
d _{a, min} [mm]	112	C [kN]	132
D _{a, max} [mm]	168	C ₀ [kN]	115
D _{b, max} [mm]	173	C _u [kN]	4,94
r _{a, max} [mm]	2,1	n _{th} [min ⁻¹]	4252
r _{b, max} [mm]	1	n _g [min ⁻¹]	4800